

Parallel Forces acting together

mc-web-mech2-4-2009

In leaflet 2.3 several types of force were introduced, one at a time. However, in practice it is more likely that more than one force will be acting on an object at any given time.

Here the idea of a **net** or **resultant force** is considered. This is the sum of forces acting in one direction minus the sum of forces acting in the opposite direction, given that all the forces act parallel to a given direction. For non-parallel forces, see leaflet 2.6.

Equilibrium is the term used to describe a **zero** net or resultant force.

In such a case, the object will either:

1. Move with a constant velocity (Newton's 1st Law) or
2. Remain at rest.

Worked Example 1.

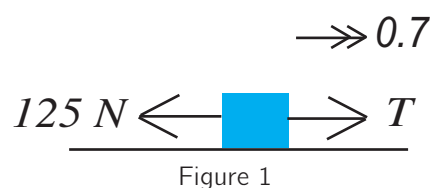
A car, of mass 1100 kg, is being towed by a truck, along a straight horizontal road. The only horizontal forces acting on the car are the tension in the tow bar and a resistive force. Given the acceleration of the car is 0.7 m s^{-2} and the resistive force is 125 N, what is the tension in the tow bar?

Solution

Modelling the car as a particle and constructing the diagram with horizontal forces on, as in Figure 1, it can be seen that the resultant force is $T - 125$.

Applying Newton's Second Law of Motion:

$$\begin{aligned}
 F &= ma \\
 T - 125 &= 1100 \times 0.7 \\
 \Rightarrow T &= 770 + 125 = 895 \text{ N} = 900 \text{ N (2 s.f.)}
 \end{aligned}$$



Worked Example 2.

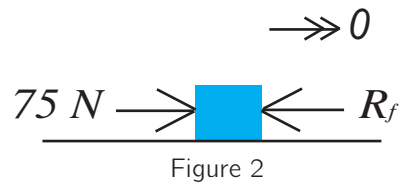
A newsagent pushes a box of magazines, of mass 6 kg, across a horizontal floor in a straight line. If he pushes with a force of 75 N and the box moves with a constant speed, what is the size of the resistive force, R_f ?

Solution

Modelling the box of magazines as a particle and constructing the diagram with horizontal forces on, as in Figure 2, it can be seen that the resultant force is $75 - R_f$. It is also important to recognise that the acceleration is 0 m s^{-2} , because the speed is constant.

Applying Newton's Second Law of Motion:

$$\begin{aligned} F &= ma \\ 75 - R_f &= 6 \times 0 \\ \Rightarrow R_f &= 75 \text{ N} \end{aligned}$$



Worked Example 3.

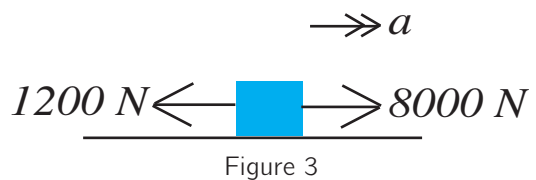
A small boat of mass 8500 kg is cruising near shore in a straight line and has a driving force of 8000 N. If there is a horizontal resistive force of 1200 N, opposing the motion, what is the acceleration of the boat?

Solution

Modelling the boat as a particle and constructing the diagram with horizontal forces on, as in Figure 3, it can be seen that the resultant force is $8000 - 1200$.

Using Newton's Second Law of Motion:

$$\begin{aligned} F &= ma \\ 8000 - 1200 &= 8500a \\ \Rightarrow a &= \frac{6800}{8500} = 0.8 \text{ m s}^{-2} \end{aligned}$$



Exercises

1. A car, of mass 1400 kg, is being towed by a truck, along a straight horizontal road. The only horizontal forces acting on the car are the tension in the tow bar, 790 N, and a resistive force of 230 N. What is the acceleration of the car?
2. A newsagent pushes a box of magazines, of mass 4 kg, across the horizontal floor in a straight line. If he/she pushes with a force of 8.9 N and the box moves with an acceleration of 0.9 m s^{-2} , what is the size of the resistive force?
3. A speed boat of mass 5750 kg is cruising near shore in a straight line and has a driving force of 11500 N. If there is a horizontal resistive force of 1150 N, opposing the motion, what is the acceleration of the boat?
4. A motorbike and its rider have a combined mass of 570 kg. If the motorbike travels along a straight horizontal road with an acceleration of 3 m s^{-2} , whilst experiencing a resistive force of 135 N, what is the driving force of the engine?
5. Two men have constructed a shed but now need to move it a short distance into position. They decide to push it across the garden. They both push horizontally, with the same force, so that the shed moves at a slow but constant speed. Given there is a resistance of 540 N, what force does each man push with?
6. A car of mass 1250 kg accelerates from rest to 28 m s^{-1} in a straight line along a horizontal road in 8 seconds. Given there is a constant resistive force of 225 N, find the driving force of the car.

Answers (all to 2 s.f.)

1. 0.40 m s^{-2} 2. 5.3 N 3. 1.8 m s^{-2} 4. 1800 N 5. 270 N 6. 4600 N